

E-320, E-330



Vehicle information

Main components

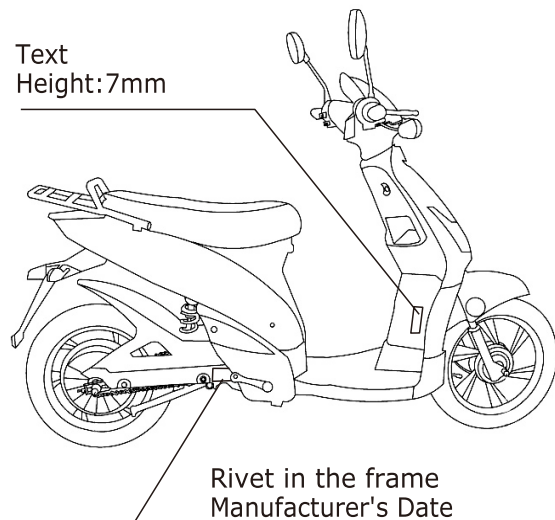
Name of Electric Scooter	Swift
Length	1630mm
Width	660mm
Height	1100mm
Wheel base	1200mm
Ground clearance	120mm
Capacity	one person
Weight	52kg
Range	35km-40km
Climbing ability	15 degree
Motor type	Brushless
Rated output	500w/800w
Max speed	35km/h(350w);40km/h(500w)
Battery type	48V12AHLead acid/48v17AH Lithium battery
Brake	Front&Rear drum brake
Tire size	16x2.5
Front fork	Hydraulic pressure
Load capacity	120kg
Charging time	6-8hours

Low voltage value	41.5±0.5v for lead acid battery
	40v for lithium battery
Convertor	48V to12V
Controller	6 tubes 48V350W 17A limited
	9 tubes 48V500w 22A limited
Packing size	170*56*120cm(Completed)
	148*36*87cm(SKD)
Certificate	EEC
Approval number	e11*2002/24*1203*00
Variant	40KMH and 25KMH
Color available	See page13

Frame Number

Frame number is the special number for the vehicle. It will be used in insurance, repair, routine attention.

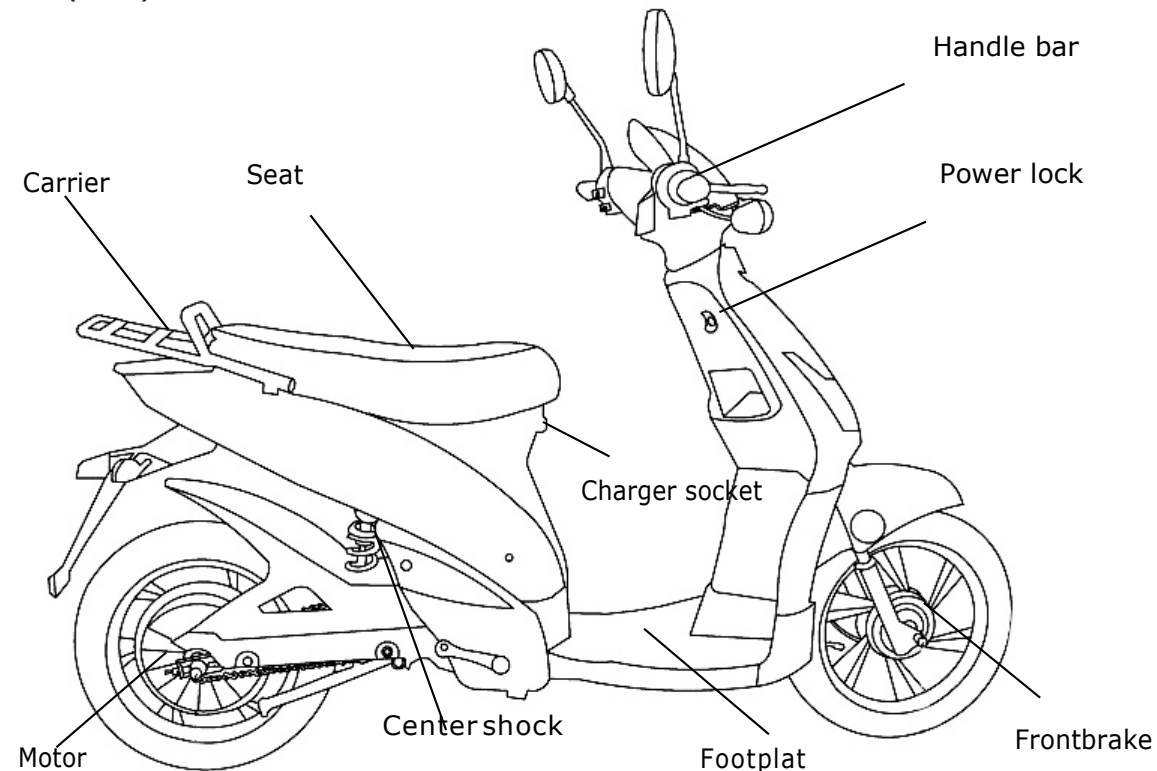
Stamp at the right side of main pipe
VIN: ☆LAYXXXXX?XXXXXXXX☆



Variant 1: ☆LAYTBS2D0BF000001☆

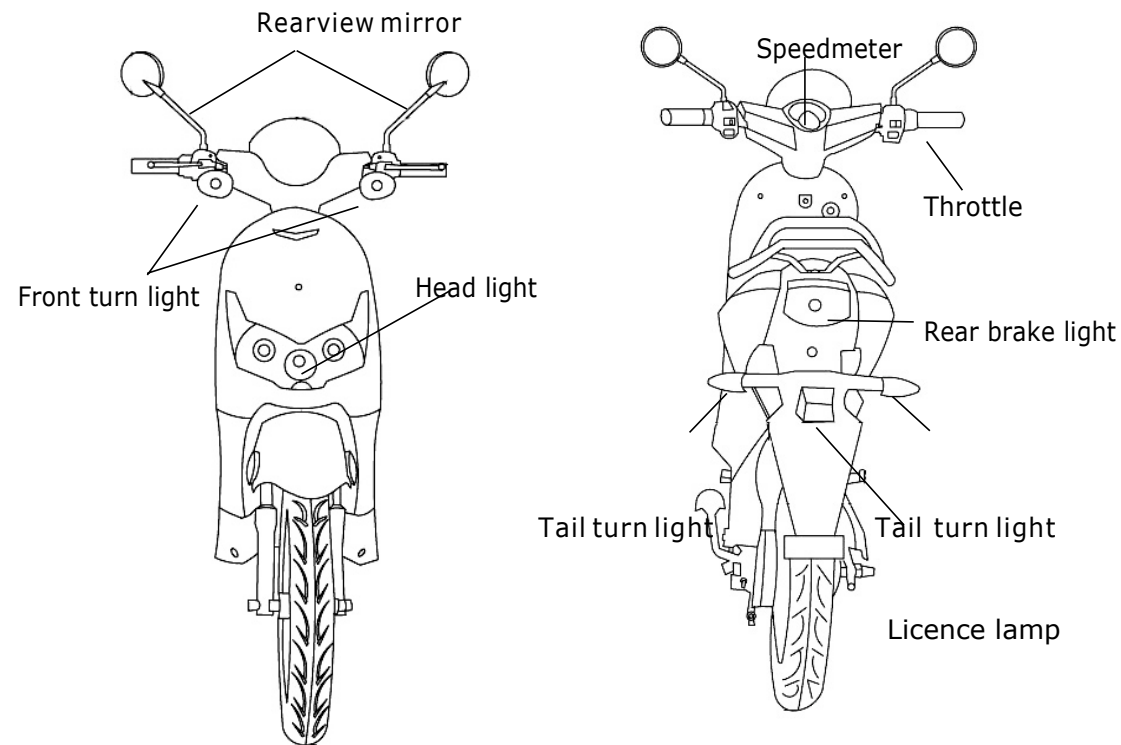
Spare parts

The view of vehicle (Side)

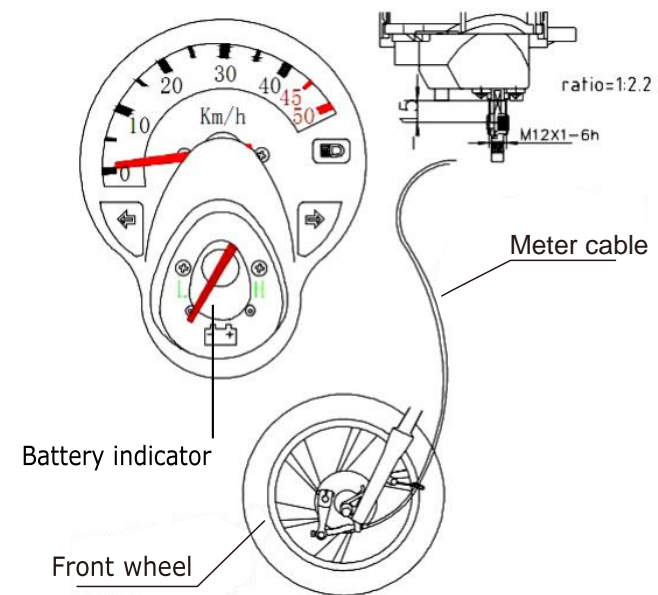


Name of E-bike	
Frame number	

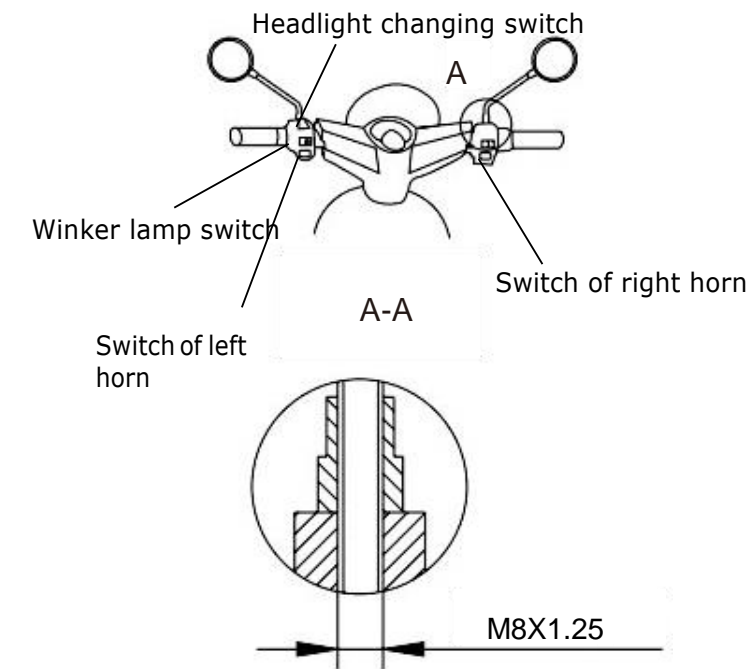
The view of vehicle(Front and Back)



Speedmeter



Handle bar



How to use the key

The key is used to switch on the bike and lock the compartment under the seat, it's important, please keep it safe and don't lost it.

This vehicle is equipped with two keys, please keep one of them well, so that you can reserve. If lost or damaged, please replace that with following parts.

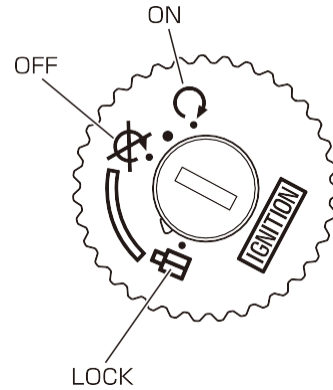


⚠ Notice

Please attention when you use the metal keychain, don't use more than two keychain, in order to avoid scratching surface of bike, you had better use cloth keychain.

Main switch entity

main switch: start power (ON/OFF)
steering wheel lock (lock/unlock)



Power ON/OFF

ON

When the key is in this place, the headlight, instrument light, blinker, tail light and licence light can use, if motor supply power normally, this e-bike can start.

OFF

When the key is in this place, the headlight, instrument light, blinker, tail light and licence light extinguish, power stop, e-bike can't keep riding, at this time you can take out the key.

Trouble shooting

How to resolve the symptoms which need repaired, given to the nearest repair shop, or please contact with service center.

Symptom	Reason	How to solve
Can't charge the power	The plug of the charger is off	Whether the charger connect well according to the instruction.
	The fuse of the charger is cut off	Change the fuse according to the instruction.
	The charger is broken	The charger need to be repaired.
	The fuse of the battery is cut off	Change the fuse of the battery.
	The electrical system has an unusual	The electric wire, connector, return circuit need to be repaired.
Exclusive use charger can't charge enough in 12 hours (The safety green light is not lighted)	Can't charge enough	Long time not use after the first charge, the charging time will be longer, please charge enough in one time.
	The function of the battery is low	Need to replace the battery, the life of the battery is connect with the driving distance.
	Wrong way to charge	Please refer to the charging instruction.
	The setting of the charger doesn't match	Please refer to the charging instruction.

Symptom	Reason	How to solve
The scooter is not moving when the switch is on.	The fuse of the battery is cut off	Change the fuse of the battery.
	The electrical system has an unusual	The electric wire,connector,return circuit need to be repaired.
When the switch is on,the head light and horn is normal,but the motor doesn't work.	Brake lever cannot get back to its original position	If the brake lever can't get back to its original position when it is not used,please turn off the headlight,cut off the battery,then the brake lever will recover.
	Vehicle dynamic system, electrical system fault, please repair (motor, etc)	Need to be repaired
When the switch is on,the motor is normal,but the head light and horn doesn't work.	The electrical system is fault	Need to be repaired
Can't speed up.	Without using of special charger to charge	Please use exclusive use charger
	The remain battery power is small, can't speed up	Please use exclusive use charger
	The using period of the battery is finished.	Due to the different speed, different driving conditions(loading,wind load etc)

Symptom	Reason	How to solve
Can't speed up	The using period of the battery is finished.	Need to replace batteries.The life of battery is different according to the driving condition.
Driving distance shortened	Without using of special charger to charge	Please use exclusive use charger.
	The charging time is not enough	He indicator lights of the charger shows green,the battery is full.
	The fuse of the charger is cut off, can't charge any more	Please transfer the charger to normal refer to the charger instruction.
	External temperature is low	It is most suitable for using the vehicle in 10°C~ 30°C.It will shorten the life of the battery in cold weather.
	Overload driving	The driving range and speed of the vehicle will be different according to the different driving condition (loading,wind load,etc).
	The pressure of the tyre is under-inflation	Please adjust the pressure of the tyre to normal.
	The pressure of the tyre is under-inflation	Need to replace batteries.The life of battery is different according to the driving condition.

Symptom	Reason	How to solve
The driving distance shortens	The battery faults	Please change the battery.
The throttle is not operative (speed instability, the brake statement is faulty in driving)	The power of the battery is less,the voltage of the battery is not enough	Please use exclusive use charger.
	The throttle is unnormal(The throttle doesn't work,too loose,or too tight,the connector losts	Please repair.
The brake is unnormal	It inflows when driving in the puddle	Please dry the wet part of the bake.
	The brake regulator is not adjusted fully	The braking effect is influenced by the adjusting the brake regulator.
	The brake pads finishes life	Change the brake pads.
Stops suddenly when driving (throttle don't work)	The battery meter shows charge to low	Please use exclusive use charger.
	The voltage of the battery is unnormal,the fuse is cut off	Change the fuse of the battery.

Symptom	Reason	How to solve
Pedal idling	<ul style="list-style-type: none"> Chain losts Chain snaps The power transmission unit like gear is faulty 	Need to be repaired
The pedal is not turning	The position of the pedal and crank is not correct	Please adjust the crank and pedal in correct way
The pedal is lost in the driving	<ul style="list-style-type: none"> The screw which assembling the crank and pedal is loose The pedal is assembled in the opposite 	Please repair if can't adjust the padel and crank correctly